




# REPORT

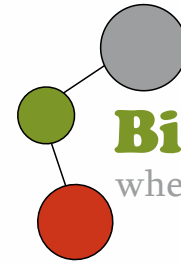
**BIO PHARMA DAY**  
Milan, 8<sup>th</sup> April 2015  
Palazzo delle Stelline

[www.biopharmaday.it](http://www.biopharmaday.it)

# )Job(advisor

THANK YOU FOR YOUR PARTICIPATION





**Bio Pharma Day**

where science and **business** meet



VIDEO

# GENERAL STATISTICS

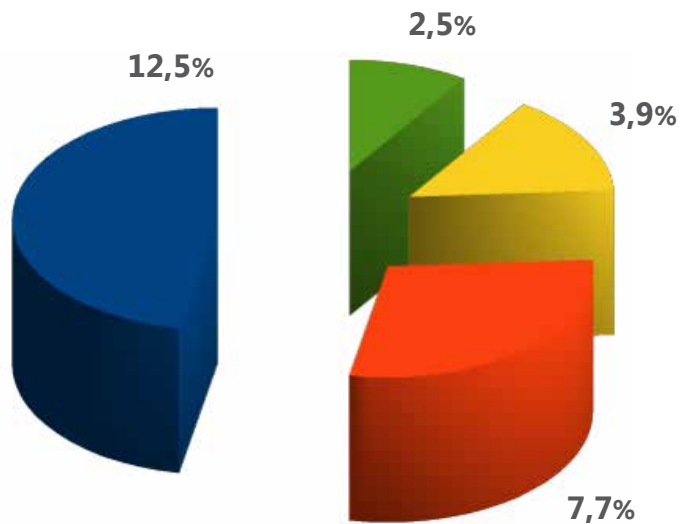
## PARTICIPANTS: 1.115

*All percentages are calculated on the total number of participants*

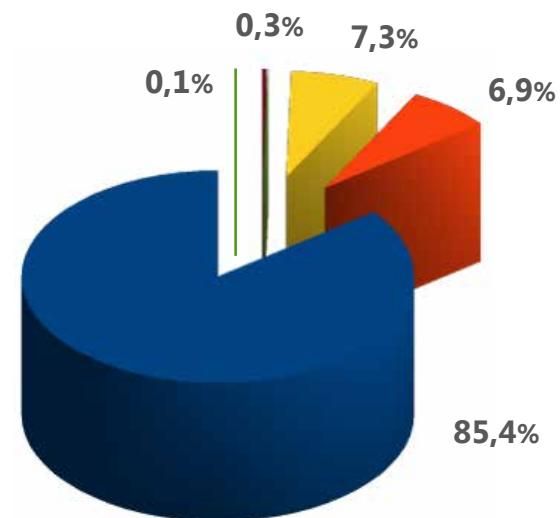


### GEOGRAPHIC ORIGIN

LOMBARDIA: 58,8%    MILAN: 29,6%



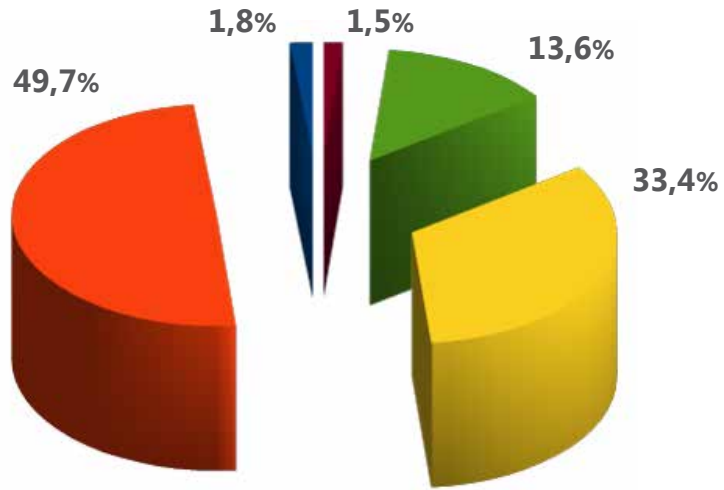
- PIEMONTE
- EMILIA ROMAGNA
- VENETO
- TOSCANA



- NORTH
- CENTER
- SOUTH
- FOREIGN
- NA



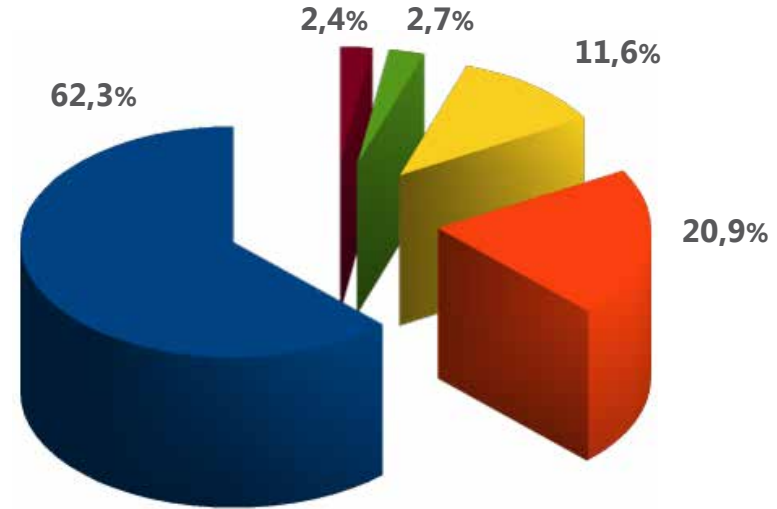
## AGE



- 22 years or under
- 23-26 years old
- 27-30 years old
- 31 years or older
- NA



## MOTIVATION



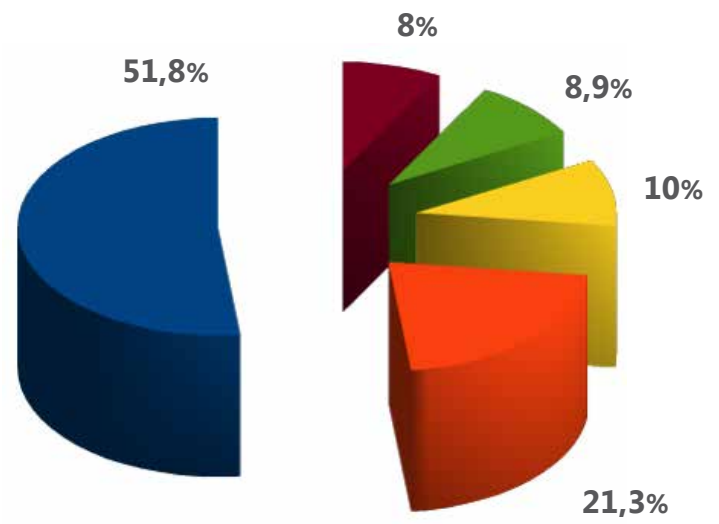
- FIND A JOB
- ORIENTATION
- CHANGE JOB
- NETWORKING
- OTHER



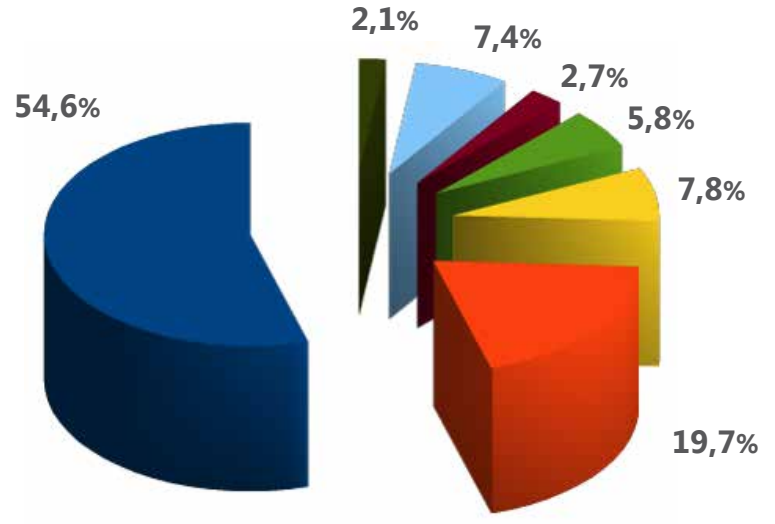
# PROFESSIONAL EXPERIENCE



# CURRENT OCCUPATION



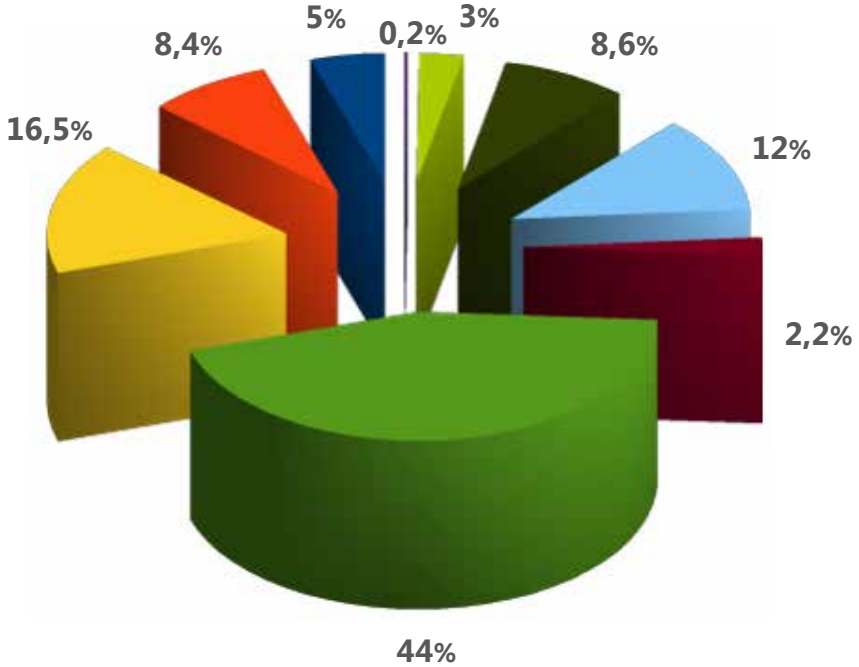
- NONE
- 1 YEAR
- 2 YEARS
- 3-5 YEARS
- 5 YEARS



- UNEMPLOYED
- STUDENT
- EMPLOYEE
- INTERNSHIP
- POSTDOC-RESEARCHER
- PhD STUDENT/DOCTORAL CANDIDATE
- FREELANCER



# EDUCATIONAL QUALIFICATION



- BACHELOR STUDENT
- BACHELOR GRADUATE
- MASTER STUDENT
- MASTER GRADUATE
- 5-YEARS MASTER-LEVEL PROGRAM STUDENT
- 5-YEARS MASTER-LEVEL PROGRAM GRADUATE
- PhD STUDENT
- HIGH SCHOOL CERTIFICATION
- NA

## UNIVERSITY OF ORIGIN



**MILAN: 41,4%**

- Milano - Università degli Studi: 29,8%
- Pavia - Università degli Studi: 7,3%
- Milano - Università degli Bicocca: 6,3%
- Torino - Università degli Studi: 5,4%
- Bologna - Università degli Studi: 3,6%
- Parma - Università degli Studi: 3,4%



**OTHER UNIVERSITIES THESE ARE SO DIVIDED:**

- NORTH: 80,1%
- CENTER: 9,8%
- SOUTH: 13%
- NA: 0,9%

## DEGREE BREAKDOWN



**BIOLOGICAL AND CHEMICAL AREA: 24,7%**

- Genetics: 7,4%
- Pharmaceutical and Medical Industrial: 6,9%
- Chemistry: 3%



**HEALTH, MEDICAL AND PHARMACEUTICAL AREA: 37,6%**

- Chemistry and Pharmaceutical Technologies: 19,5%
- Health and Medical degrees: 3,9%
- Pharmaceutica: 13,8%



**ENGINEERING AREA: 8,1%**

- Biomedical engineering: 6,9%
- Other: 0,1%



**BIOTECHNOLOGY AREA: 26,5%**


- Pharmaceutical and Medical Industrial: 17%
- Industrial and Molecular: 6,9%
- Other: 2,6%



**ROME, November 2015**

**MILAN, April 2016**

[www.biopharmaday.it](http://www.biopharmaday.it)



*NEXT EDITION*