

REPORT

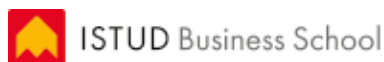
BIO PHARMA DAY

05TH APRIL 2016



)Job(advisor

THANK YOU FOR YOUR PARTICIPATION





GENERAL STATISTICS PARTICIPANTS: 1.157

All percentages are calculated on the total number of participants.

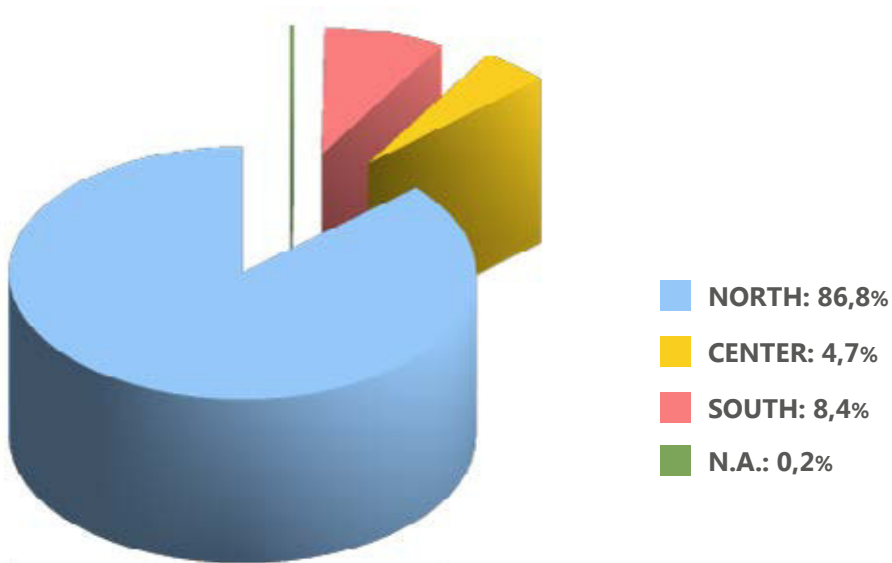


NATIONALITY

WHERE THEY LIVE:

LOMBARDY: 61,6%

MILAN: 27,6%



AGE:





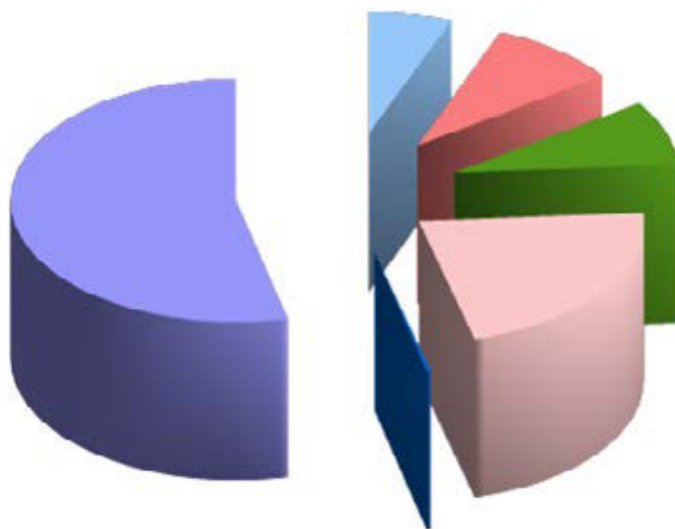
EDUCATIONAL QUALIFICATION



- HIGHT SCHOOL CERTIFICATION: 5,5%**
- BACHELOR STUDENT: 6,5%**
- BACHELOR GRADUATE: 7,2%**
- MASTER STUDENT: 16,8%**
- MASTER GRADUATE: 43,7%**
- 5-YEARS MASTER LEVEL PROGAM STUDENT: 1,6%**
- 5-YEARS MASTER LEVEL PROGAM GRADUATE: 7,9%**
- PhD STUDENT: 9,1%**
- N.A.: 1,8%**



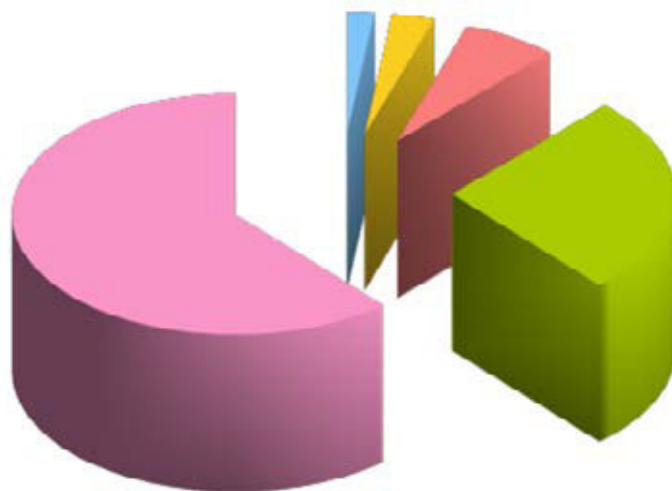
PROFESSIONAL EXPERIENCE



- NONE: 53,7%**
- INTERNSHIP: 0,3%**
- 1 YEAR: 22,1%**
- 2 YEARS: 8,6%**
- 3-5 YEARS: 9,3%**
- OVER 5 YEARS: 6%**




MOTIVATION



- FIND A JOB/INTERNSHIP: 59,6%
- ORIENTATION: 25,8%
- CHANGE JOB: 9,7%
- NETWORKING: 3%
- OTHER: 1,9%



CURRENT OCCUPATION



- UNEMPLOYED: 54,3%
- STUDENT: 22,1%
- EMPLOYEE: 6,4%
- INTERNSHIP: 6,4%
- PHD STUDENT: 0,9%
DOCTORAL CANDIDATE
- FREELANCER: 9,9%



UNIVERSITY

- Milano - Università degli Studi: 23,8%
- Pavia - Univ. degli Studi di Pavia: 13,1%
- Milano - Univ. degli Studi di Milano-Bicocca: 10,8%
- Milano - Politecnico di Milano: 4,3%

- Parma - Università degli Studi: 4%
- Torino - Università degli Studi: 3,8%
- Padova: Università degli Studi: 3,6%
- Ferrara - Università degli Studi: 3,3%

DEGREE BREAKDOWN



BIOTECHNOLOGY AND BIOLOGICAL AREA: 50,1%

- Pharmaceutical and Medical Industrial: 14,4%
- Genetics and Molecular and Cellular Biology: 7,8%
- Biology - Biomedical Sciences: 6,9%
- Chemistry: 4,7%
- Other: 17,1%



ENGINEERING AREA: 7,8%

- Biomedical engineering: 6,8%
- Other: 1%



HEALTH, MEDICAL AND PHARMACEUTICAL AREA: 39,2%

- Chemistry and Pharmaceutical Technologies: 20,3%
- Pharmaceutical: 14,4%
- Biomedical Laboratory Techniques: 1%
- Other: 3,5%



BIOPHARMADAY
DOVE SCIENZA E LAVORO SI INCONTRANO

PLAY

